



**ALL INDIA INSTITUTE OF MEDICAL SCIENCES, BATHINDA**  
JODHPUR ROMANA, MANDI DABWALI ROAD, BATHINDA, PUNJAB- 151001  
ਅਖਿਲ ਭਾਰਤੀ ਆਯੁਰਵਿਗਿਆਨ ਸੰਸਥਾਨ, ਬਠਿੰਡਾ ਅਖਿਲ ਭਾਰਤੀ ਆਯੁਰਵਿਗਿਆਨ ਸੰਸਥਾਨ, ਬਠਿੰਡਾ

**PROCUREMENT CELL**



No. AIIMS Bathinda/Procurement/NOC/608

15 Dec 2021

Subject: Purchase of “Retractors with quick frame and cam type joints” on Proprietary basis-  
**Inviting Comments thereon.**

The request received from Surgical Oncology Department, AIIMS Bathinda for the purchase of captioned Item from **M/s Ultimate Medical Devices – New Delhi**, authorized distributor of **M/s Thompson Surgical Instruments, Inc., 10170 East Cherry Road, Traverse City, Michigan, U.S.A.** on Proprietary basis.

The Notice is being uploaded for general information of Aspirant Manufacturer/Dealer/Distributor to submit their objections/proposal, if any, on proprietorship of this item.

In case, the product of any Manufacturer/Authorized distributor/dealer conforms to the enclosed specifications, they may submit their proposal for the supply same Equipment along with the following: -

- (a) Equipment brochure
- (b) Point-by-Point compliance of the enclosed specifications, along with all relevant documentary evidence:

**The objection/proposal** should be sent in sealed cover to the **OIC, Procurement Cell, First Floor, C-Block, Admin. Building, AIIMS Bathinda, Mandi Dabwali Road, Bathinda - 151001** so as to reach on or before **27 Dec 2021 up to 02:00 PM.**, failing which it will be presumed that no any other vendor is interested to offer comments/protest and case will be decided accordingly on its **merit**.



The reference number should be super scribed on sealed envelope.

-sd/-

**OIC, Procurement**

- Enclosed:**
1. Technical Specifications
  2. PAC Certificate
  3. Dealer Authorization Certificate

# 1. Technical Specifications

	<b>ALL INDIA INSTITUTE OF MEDICAL SCIENCES, BATHINDA</b> JODHPUR ROMANA, MANDI DABWALI ROAD, BATHINDA, PUNJAB – 151001 ਅਖਿਲ ਭਾਰਤੀ ਆਯੁਰਵਿਗਿਆਨ ਸੰਸਥਾਨ, ਬਠਿੰਡਾ ਅਖਿਲ ਭਾਰਤੀ ਆਯੁਰਵਿਗਿਆਨ ਸੰਸਥਾਨ, ਬਠਿੰਡਾ <b>DEPARTMENT OF SURGICAL ONCOLOGY</b>	
---	--	---

*PB/Surgical oncology/69* *1/11/2021*

DEPARTMENT PURCHASE COMMITTEE

The Departmental Purchase committee held a meeting for the purchase of Advanced Table-Mounted Self-Retaining Exposure Surgical System  
The following specifications were required for the same.

- Advanced Multipurpose Table-Mounted Retractor System for upper abdominal, hepatobiliary, colo-rectal and pelvic surgeries etc.
- Should have bilateral frame to provide exceptional costal margin retraction.
- Should have various detachable blade options in different configurations for retraction of abdominal wall, solid / hollow. Blades like Balfour, Richardson, Malleable, Harrington, Deaver, Kelly etc. along with Pediatric blades.
- All blades should be detachable from blade holder & simultaneously different blade should be interchangeable to any/ all blade holders.
- Blade holder should have inbuilt angling system on the blade holder.
- Blade & blade holder should have fixed retraction feature to hold organ
- Blade holder rods should have ratchet mechanism in built for retraction.
- Should be of high-quality steel & US FDA approved.
- Physical demonstration must, as per user recommendation.
- 5 years warranty.

SL	DESCRIPTION	QTY
1	Elite II Rail Clamp w/2 Cam Joints 18"	2
2	Thompson One Frame	1
3	34" Bilateral Crossbar Hinged 11½x8½x11½	1
4	Crossbar w/2 Cam Joints - Wide	1
5	24" Angled Arm 8" x 16"	2
6	18" Angled Arm 8" x 10" @45°	2
7	S-Lock Micro-Adj II Clip-On Angling 10"	4
8	S-Lock Micro-Adj II Clip-on Angling 7¾"	2
9	S-Lock Handle Angling 8"	2

*Chinmel Garg* *J. Singh* *Chinmel Garg* *X*

10	Ring Half Hinged 14½"	2
11	Ring Extension Hinged 3"	2
12	Extension Arm 14" w/Cam Latch Mount	2
13	Angling Head Wrench	2
14	Instrument Case 26 x 10 x 5"	2
15	Balfour w/o Lips 70mm x76mm(2¾" x 3")-SL	2
16	Balfour w/o Lips 83mm x76mm (3¼" x3")-SL	2
17	Balfour 83mm x 57mm (3¼" x 2¼")-SL	2
18	Kelly 64mm x 76mm (2½" x 3")-SL	2
19	Kelly 76mm x 89mm (3" x 3½")-SL	2
20	Soft Malleable 25mm x 102mm (1" x 4")-SL	2
21	Malleable 51mm x 203mm (2" x 8") - SL	2
22	St Marks 64mm x 178mm (2½"x7") w/Lip-SL	2
23	Harrington 64mm x 152mm (2½" x 6")-SL	2
24	Deaver 51mm x 127mm (2" x 5") - SL	2
25	Richardson 51mm x 127mm (2" x 5")-SL	2
26	Malleable Finger 6" - SL	2
27	Splanchnich 51mm x 152mm (2" x 6") - SL	2
28	Fence 102mm x 152mm (4" x 6")-SL	2

Department purchase committee certify that:

"We, members of department committee urgently & individually satisfy that the good recommended for purchase are of requisite specification and quality, priced at the prevailing market rate and the supplier recommended is reliable and competent to supply the goods in question."

*J. Singh*

*Dr. Singh*

*Nikhil Garg*

Dr. Nikhil Garg  
Assistant Prof.  
Dept. of Surgical Oncology  
AIIMS Bathinda

*[Signature]*

2. **PAC Certificate**



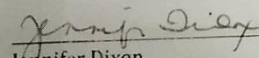
2<sup>nd</sup> March 2021

**PROPRIETARY CERTIFICATE**

This is to certify that all Thompson Surgical products, namely the Thompson Retractors with Quick-Frame and Cam-Type Joints, as well as the list below, are the proprietary products of Thompson Surgical and are exclusively manufactured by Thompson Surgical Instruments, Inc., at 10170 E. Cherry Bend Road, Traverse City, Michigan, 49684 - USA and any of the Thompson product cannot be imitated or copied by any other manufacturer/firm, or person anywhere in world.

- Crank retractor handle US 8696562 B2*
- Crank retractor handle US 7338442 B2*
- Low profile surgical retractor US 8753272 B2*
- Adjustable rail clamp with clamp locking device US 8617064 B2*
- Surgical retractor angling device US 8360971 B2*
- Surgical retractor with locking blade US 8257255 B2*
- Surgical retractor having locking interchangeable blades US 5984865 A*
- Adjustable rail clamp US 8100827 B2*
- Posterior lumbar retractor system US 9241619 B2*
- Chirurgisches Retraktor system DE 19936570 B4*
- Cross bar for a surgical retractor system US 6511423 B2*
- Retractor system for anterior cervical spine surgery US 9320506 B2*
- Universal scissors joint apparatus US 7749163 B2*
- Angling surgical retractor apparatus and method of retracting anatomy US 5902233 A*
- Cam tightened universal joint clamp US 6017008 A*
- Retractor System having an articulated frame WO201619/683A1*
- Surgical Retractor having clamping mechanism US20/70042527A1*
- Surgical retractor with asymmetric blade US20170065268A1*

For and on behalf of  
Thompson Surgical Instruments, Inc.

  
Jennifer Dixon  
Office Manager  
International Customer Service  
Thompson Surgical Instruments, Inc.



*Cherry Bend*

10170 East Cherry Bend Road · Traverse City, Michigan 49684  
(800) 227-7543 · (231) 922-0177 · FAX (231) 922-0174 · [www.thompsonsurgical.com](http://www.thompsonsurgical.com)

### 3. Dealer Authorization Certificate



7-January-2021

#### TO WHOM IT MAY CONCERN

I hereby confirm that our longtime and trusted partners "Ultimate Medical Devices – New Delhi" are Thompson Surgical's exclusive authorized dealer for North & Eastern Indian regions, i.e. Jammu & Kashmir, Himachal Pradesh, Rajasthan, Punjab, Haryana, UT of Chandigarh, Delhi, Uttar Pradesh, Uttarakhand, Chhattisgarh, Bihar, Jharkhand, West Bengal, Orissa, Assam, Meghalaya, Tripura, and Manipur - designated 'India North' territory.

Ultimate Medical Devices – New Delhi is Thompson's exclusive authorized dealer for the states mentioned above. If sales, other than those that fall under national tenders or other agreed upon circumstances, are obtained through any other Thompson dealer in India North, Thompson will not be able to fulfil said unauthorized sales due to contractual terms.

Should you have any concern, please feel free to contact me any time on mail ID : [lydia.graham@thompsonsurgical.com](mailto:lydia.graham@thompsonsurgical.com)

This authorization is valid up to December 31, 2022.

Best regards,

A handwritten signature in black ink, appearing to read "Lydia Graham".

Lydia Graham  
International Sales Manager  
Thompson Surgical Instruments, Inc.

A handwritten signature in black ink, appearing to read "Arvind Garg".